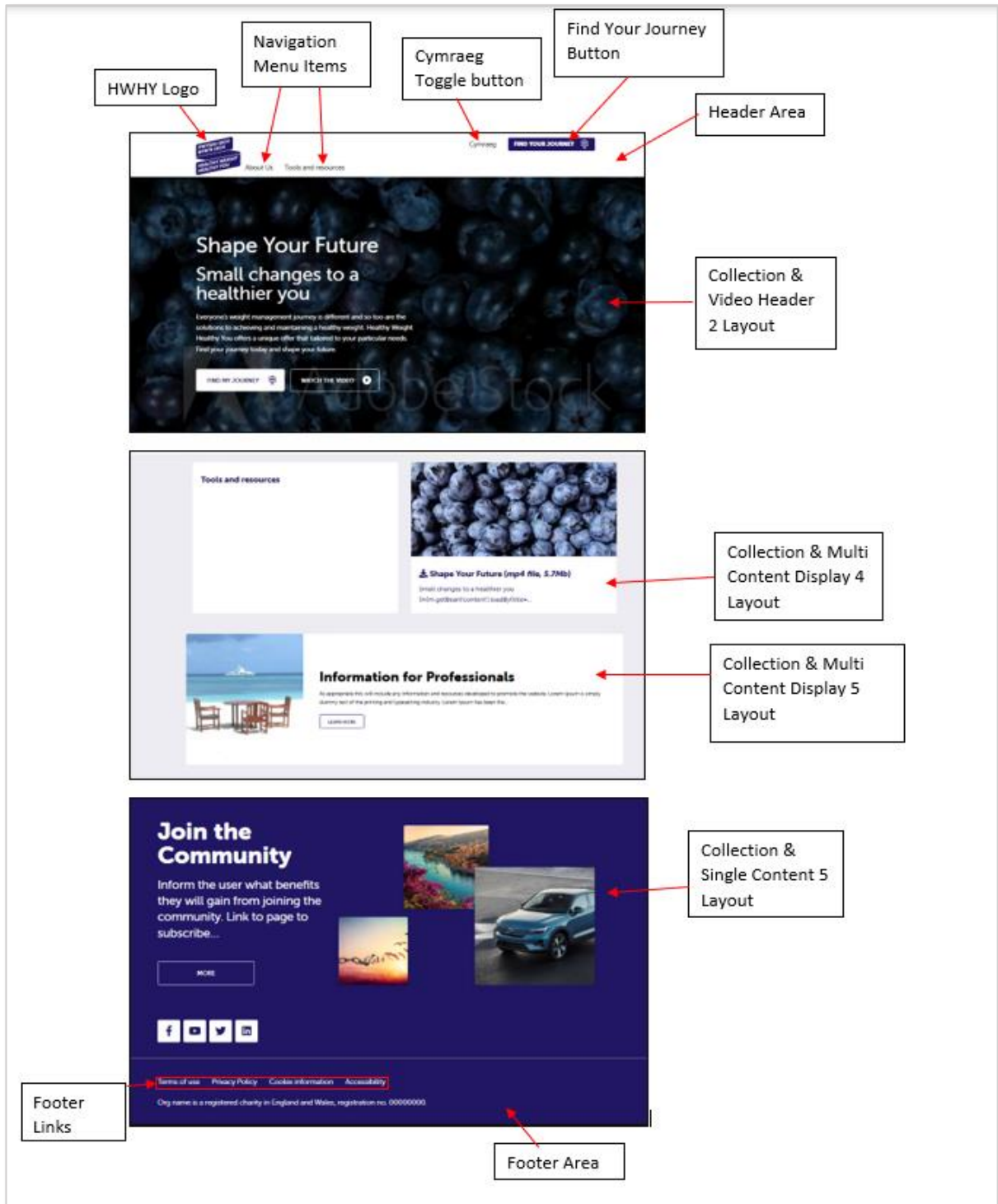


Healthy Weight Healthy You Website Guidance

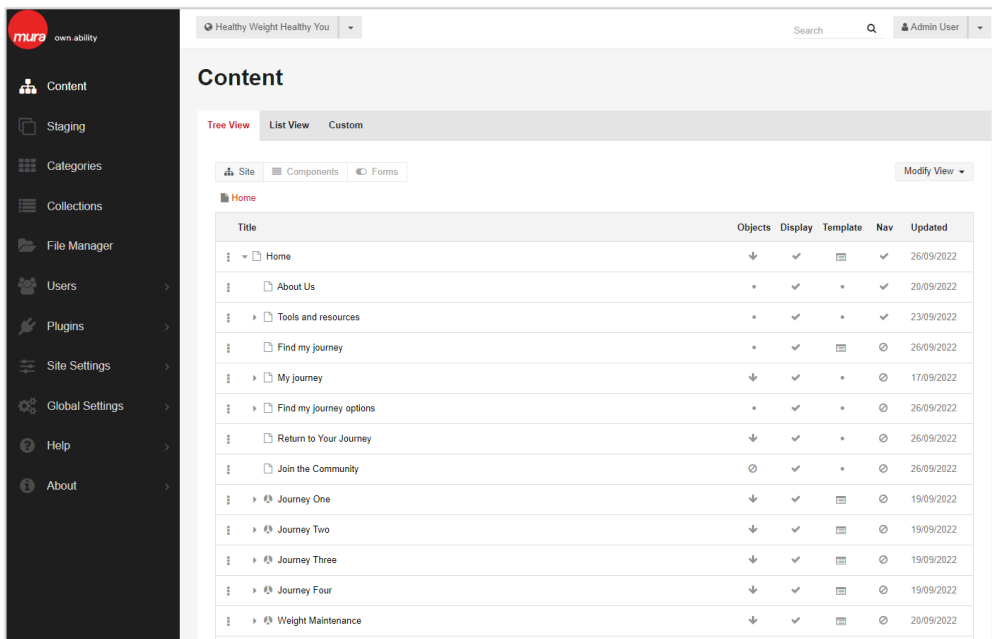
HWHY Home Page

The HWHY home page is structured as follows



HWHY Backend content

The backend of the website is constructed as follows

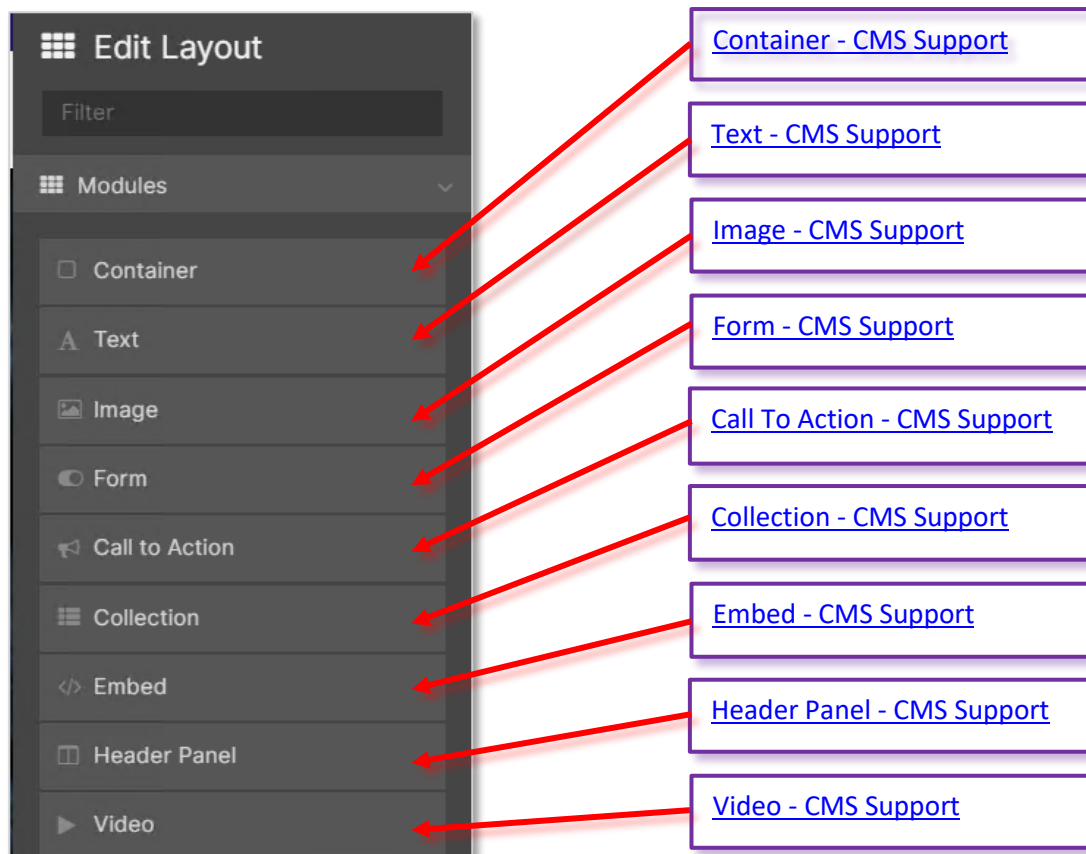


PLEASE NOTE:

It is important not to change any of the existing title pages on the Journey/ Persona and Health Topics as these have been hardcoded.

Modules available to HWHY in Edit Layout mode

HWHY has a trimmed down number of plugins and layouts available, some of which are bespoke to HWHY. These are available on the front end of the website in the edit layout mode.



New HWHY Layouts available under the Collection Module

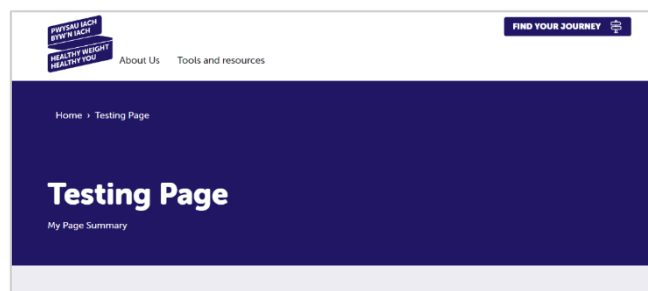
We have created a bespoke guidance area on the CMS Support site which contain details on how to use each of the Plugins and Layouts that have been specifically created for HWHY.

Guidance	Support Links
HWHY Overall Guidance	HWHY Guidance - CMS Support (nhs.wales)
Video Header 2	How Do I Add Video Header 2 - CMS Support (nhs.wales)
Accordion 2	How Do I Add an Accordion 2 - CMS Support (nhs.wales)
Single Content Block 5	How Do I Add Single Content 5 - CMS Support (nhs.wales)
Multi Content Display 4	How Do I Add Multi Content 4 - CMS Support (nhs.wales)
Multi Content Display 5	How Do I Add Multi Content 5 - CMS Support (nhs.wales)
Multi Content Display 6	How Do I Add Multi Content 6 - CMS Support (nhs.wales)
My journey	How Do I Manage My Journey - CMS Support (nhs.wales)

Adding a New Page

When adding a new page to your site a Header Panel Plugin using site inheritance from the homepage will automatically be pulled into your page.

If your page does not inherit from the homepage you would need to add this plugin to the page individually, should you wish this to display.



<https://cmssupport.nhs.wales/site-assets/hwhy-guidance/how-do-i-add-a-header-panel/>

Inheritance is managed in the back end of the page, go to the Tree View of your site, and navigate to your page. As pictured below, within the Objects column one of 3 Icons will be displayed.



Inheritance Status	Status Explained
Inherit Cascade	The set Default Option, which allows the content item to inherit any display objects applied to the parent content item. The content carried through would be any objects placed within the Top & Bottom Rows of the parent page.
Start New Cascade	Will prevent any display objects that have been assigned to parent content items from appearing and begin a new cascade of display objects. This option is mostly used when creating top-level sections of the site such as a News section. Unless a child content item explicitly declares "Start New Cascade" or "Do Not Inherit Cascade," it will display any objects assigned to its parent page.
Do Not Inherit Cascade	Will prevent any display objects applied to the parent from displaying on the specified page while allowing those display objects to flow through to its own child pages.